Interchangeable Bit

RoHS



		From Torque Tool						
	Applicable Torque Screwdriver	-	RTD/RTDZ/LTD BMRD BMLD FTD50CN - 400CN FTD2CN-S - 400CN2-S		FTD8N2-S - FTD16N2-S, (FTD8N - 16N)	AMRD AMLD MTD	LTD2000CN	-
	Applicable Power Torque Tool	U30CN	U (except U30CN)		-	-	-	AUR5N
	Root Shape Sign	A	B	C	D	F	G	H
	Root Shape and Dimensions	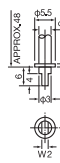	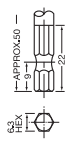	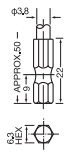		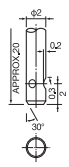	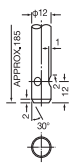	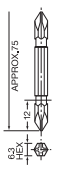

		Sign	Size		Screw	A	B	C	D	F	G	H
						Tohnichi Original Bit	Common (Standard)		Tohnichi Original Bit	Tohnichi Original Bit	Tohnichi Original Bit	Common (Standard)
From Bolt	Plus ⊕	0	#0 (S-0)		See Table A	104		109		115		
		1	#1 (H-1)		See Table A		85	106	84	116		
		2	#2 (H-2)		See Table A		86	107	80			
		3	#3 (H-3)		See Table A		87		81		35	700
		4	#4 (H-4)		See Table A						36	
	Minus ⊖	10	0.15 x 1							111		
		11	0.2 x 1.5							112		
		12	0.3 x 2							113		
		13	0.4 x 2.4			105						
		14	0.6 x 3.8					108				
		15	0.7 x 7				88					
		16	0.9 x 7				89					
		17	1 x 10								37	
		18	1 x 12								38	
		19	1.2 x 17								39	
		20	1.6 x 10						82			
		21	1.2 x 8						83			
	Box ⬡				Hex Bolt							
		W 5.5	5.5		M3		91					
		W 6	6		(M3.5)		95					
		W 7	7		M4		92					
		W 8	8		(M4.5) M5		93					
		W 10	10		M6		94					
	Hex ⬡			Cap Screw	Set Screw							
		W 1.27	1.27		M2.5		56					
		W 1.5	1.5		M3		57					
		W 2	2	M2.5	M4		58					
		W 2.5	2.5	M3	M5		59					
		W 3	3	M4	M6		60					
		W 4	4	M5	M8		61					
		W 5	5	M6	M10		62					
		W 6	6	M8	M12 (M14)		63					
		W 8	8	M10	M16 (M18)		64					
	Square Drive □	□2	□6.35	(1/4)			90				33	
		□3	□9.53	(3/8)							34	
	Hexalobular ✸		Flat Head	Socket Head	Set Screw							
		T 5	M2		M2.5			470				
		T 6	M2		M3			471				
		T 7			M3.5							
		T 8	M2.5	M2.5	M4			472				

Bolt Head Shape (Ref.)

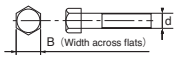

Nominal Size of Screw (d)	Hex head Bolt (B)	Small Hex Head Bolt (B)	High Strength Hex Bolt for Friction Grip Joint (B)	Hex Socket Head Cap Screw (B)	Hex Socket Set Screw (B)
M2.5	4.5	-	-	2	1.27
M3	5.5	-	-	2.5	1.5
(M3.5)	6	-	-	-	-
M4	7	-	-	3	2
(M4.5)	8	-	-	-	-
M5	8	-	-	4	2.5
M6	10	-	-	5	3
(M7)	11	-	-	-	-
M8	13	12	-	6	4
M10	16 / 17	14	-	8	5
M12	18 / 19	17	22	10	6
(M14)	21 / 22	19	-	12	
M16	24	22	27	14	8
(M18)	27	24	-		
M20	30	27	32	17	10
(M22)	32 / 34	30	36		-
M24	36	32	41	19	-
(M27)	41	36	46		-
M30	46	41	50	22	-
(M33)	50	46	-	24	-
M36	55	50	-	27	-
(M39)	60	55	-		-
M42	65	-	-	32	-
JIS	JIS B 1180	JIS B 1180	JIS B 1186	JIS B 1176	JIS B 1177

■ Hex Bolt

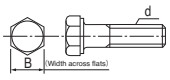

■ Cap Screw

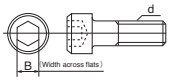

■ Set Screw

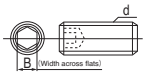

How to order:

Indicate the model name and catalog No.

(EXAMPLE) MODEL NAME CATALOG No.

⊕BIT A - 0 104

Root Shape Sign — Point Shape Sign

■ ⊕Size of Bits

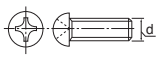

No. of Cross Nominal Size of Screw	Hole No.	Remark
M1.6, M2	#0 (S-0)	Pan head screw, Flat head screw, Pan flat screw, Bind screw [(M3) #1 is bind small screw only] [(M2) #1 is not compliant with ISO]
[M2], (M2.2), M2.5, (M3)	#1 (H-1)	
M3, (M3.5), M4, (M4.5), M5	#2 (H-2)	
M6	#3 (H-3)	
M8, M10	#4 (H-4)	

■ Flat Head Screw

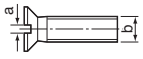

Nominal Size (a)	M1	M1.2	(M1.4)	M1.6	(M1.7)	M2	(M2.2M)	M2.3	M2.5	(M2.6)	M3	(M3.5)	M4	(M4.5)	M5	M6	M8	M10
ISO Screws				0.4		0.5			0.6		0.8	1	1.2		1.2	1.6	2	2.5
Non-ISO Screws	0.32			0.4		0.6				0.8		1			1.2		1.6	